

MIDSOUTH DISTRICT
121 COUNTIES
82 IN MS; 39 IN TN
IN 7 MISSION ZONES

6.33 MILLION POPULATION

3.79 MILLION RELIGIOUS ADHERENTS

Adherents generally are members, children who are not members, and other non-member participants.
 (ARDA Association of Religious Data Archivists)

2.54 MILLION NO AFFILIATION (UNCHURCHED)

**THE MIDSOUTH STRATEGIES DOCUMENT FOR BECOMING A
 MULTIPLICATION MOVEMENT MAY BE FOUND HERE:**
[HTTPS://MIDSOUTHNAZ.ORG/CHURCH-PLANT/NEW-CHURCH-DEVELOPMENT/](https://midsouthnaz.org/church-plant/new-church-development/)

"Go Make Disciples..."
Jesus

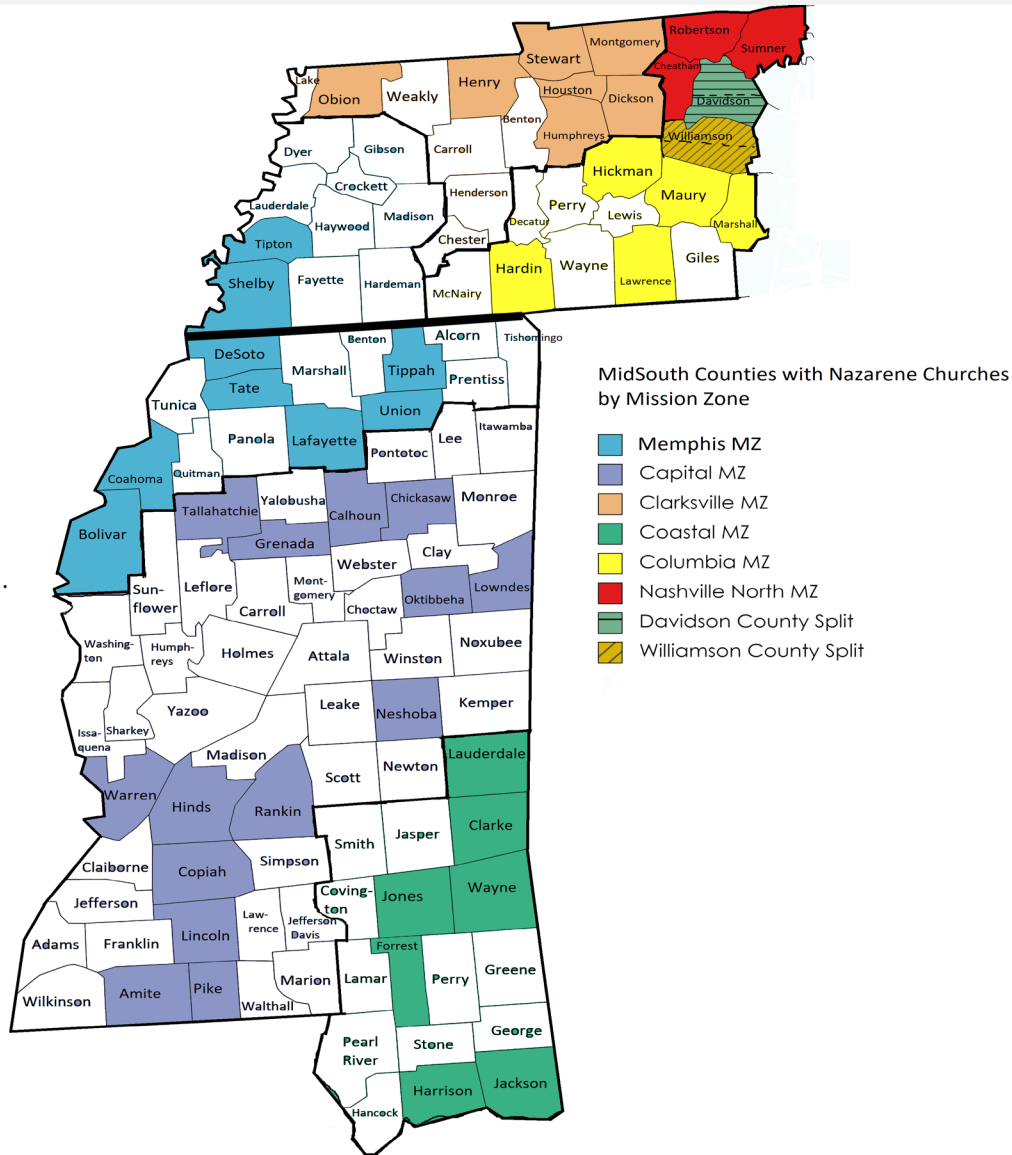
Nazarene Impact- Churches in 47 of 121 Counties 28 in MS, 19 in TN

118 Nazarene Churches

19,324 Nazarene Adherents

Nazarene Adherents is generally the largest number reported of Members, Responsibility List or Attendance.
(ARDA Association of Religious Data Archivists)

3.05 Nazarenes per 1,000 Population



"The Harvest is Plentiful..."
Jesus

Robertson

Sumner

Cheatham

Davidson

Nashville North MZone

2020 Nashville North Mission Zone

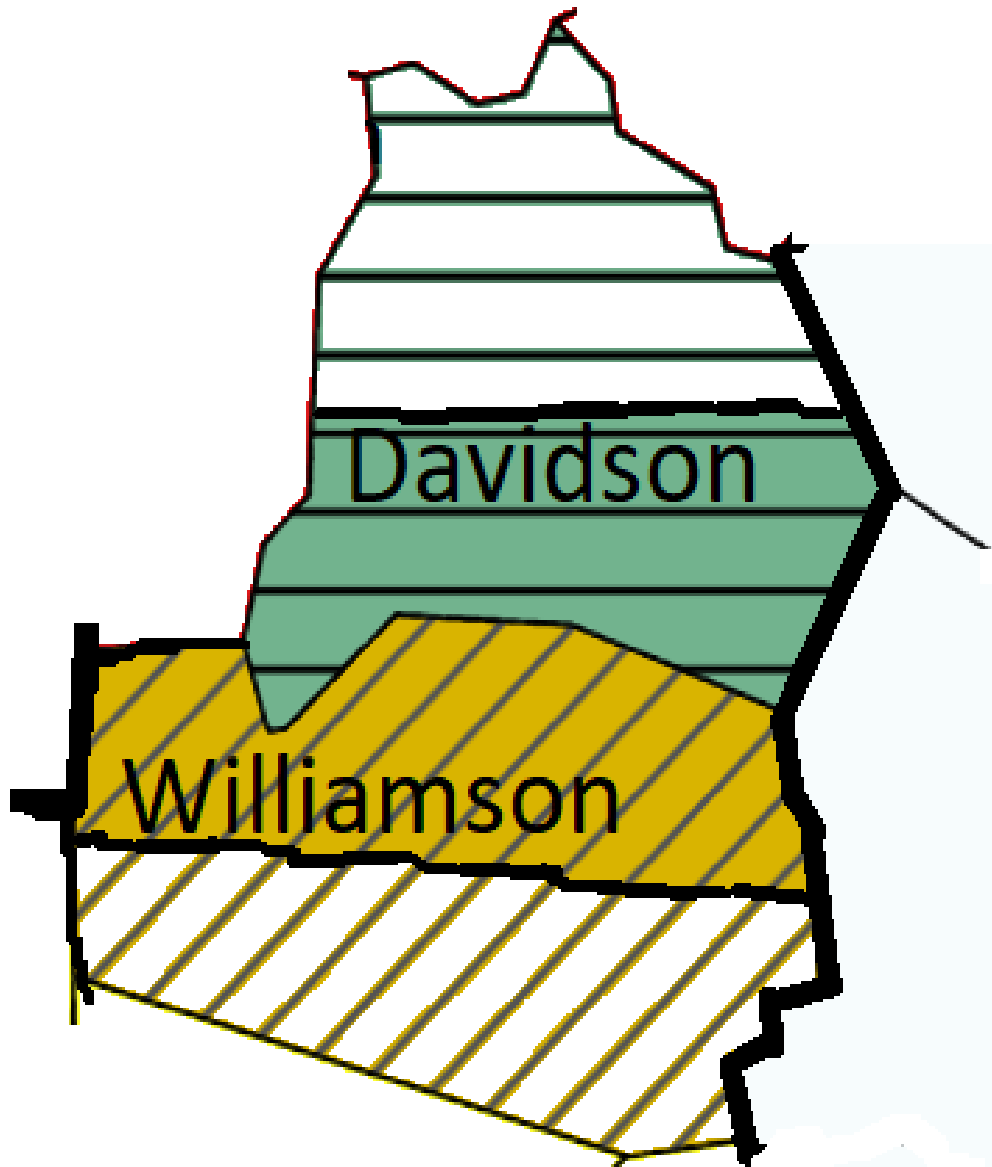
Robertson, Sumner Counties, p/o
Davidson, p/o Cheatham
642,202 Population
253,052 Unchurched

2020 Nashville South Mission Zone

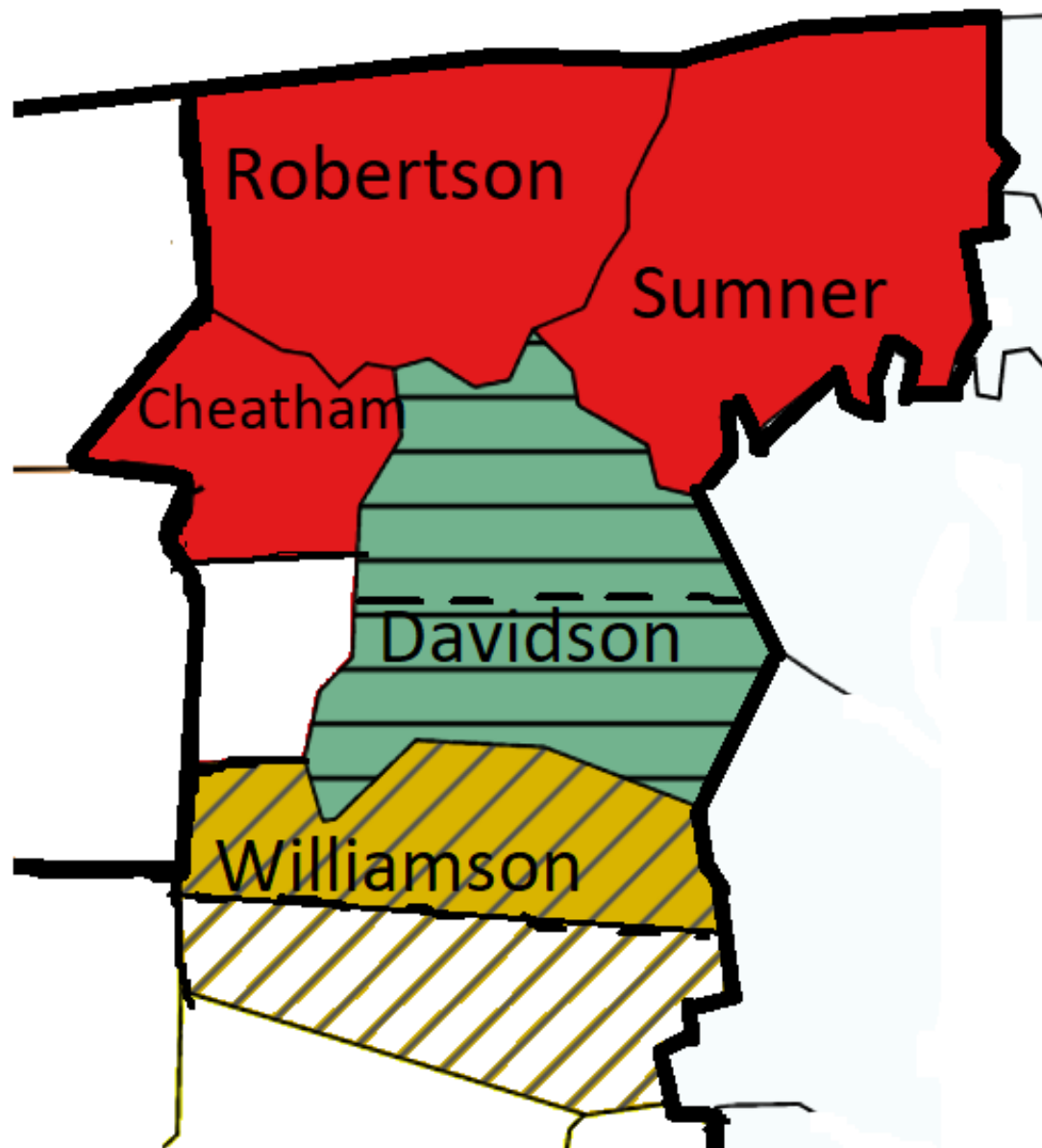
p/o Davidson, p/o Williamson
Counties

461,460 Population

173,284 Unchurched



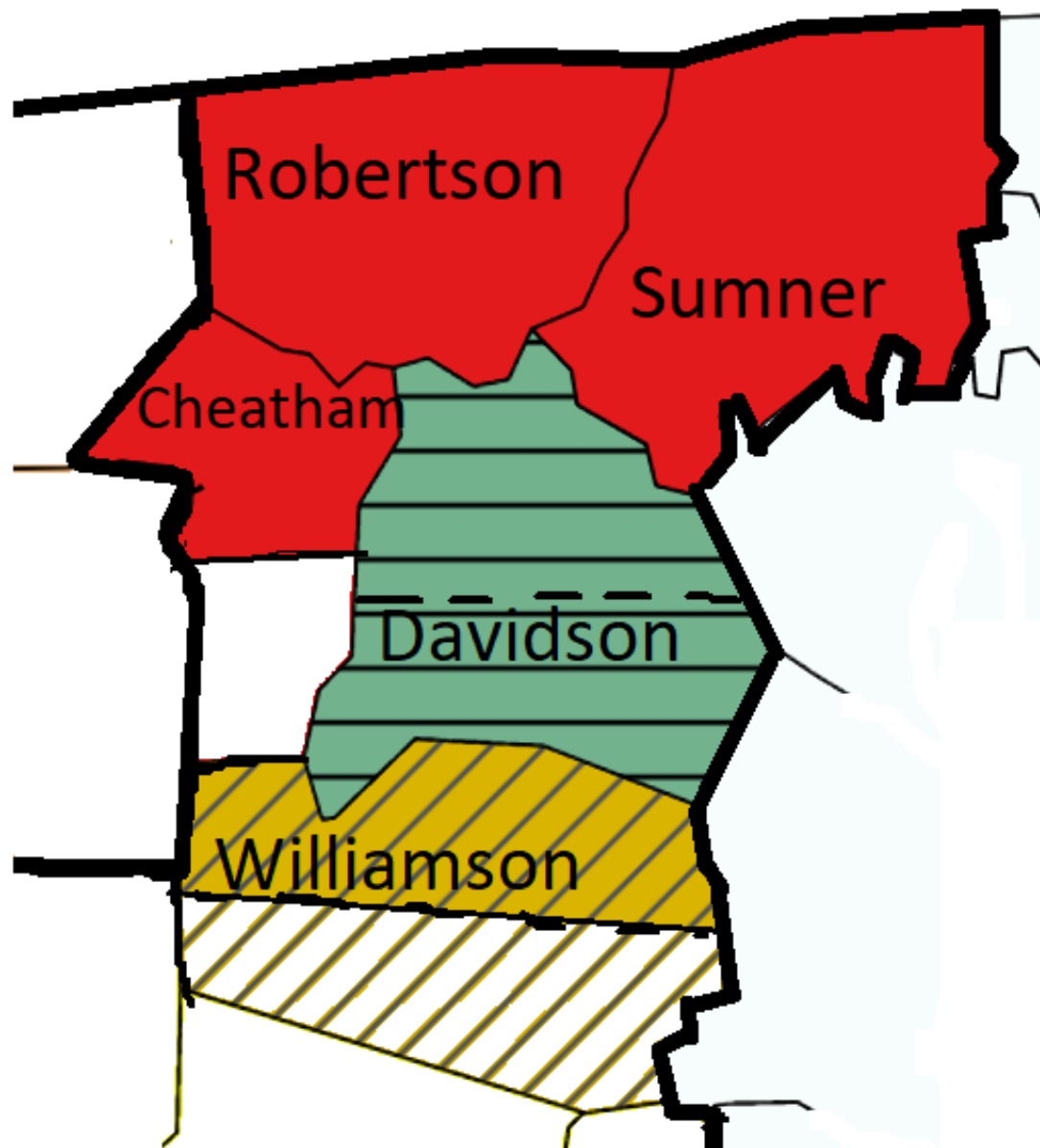
Nashville South MZone



Nashville North & South Combined Mission Zones

5 Counties 2020
1,085,662 Population
426,336 Unchurched

Nashville N. & S. MZones



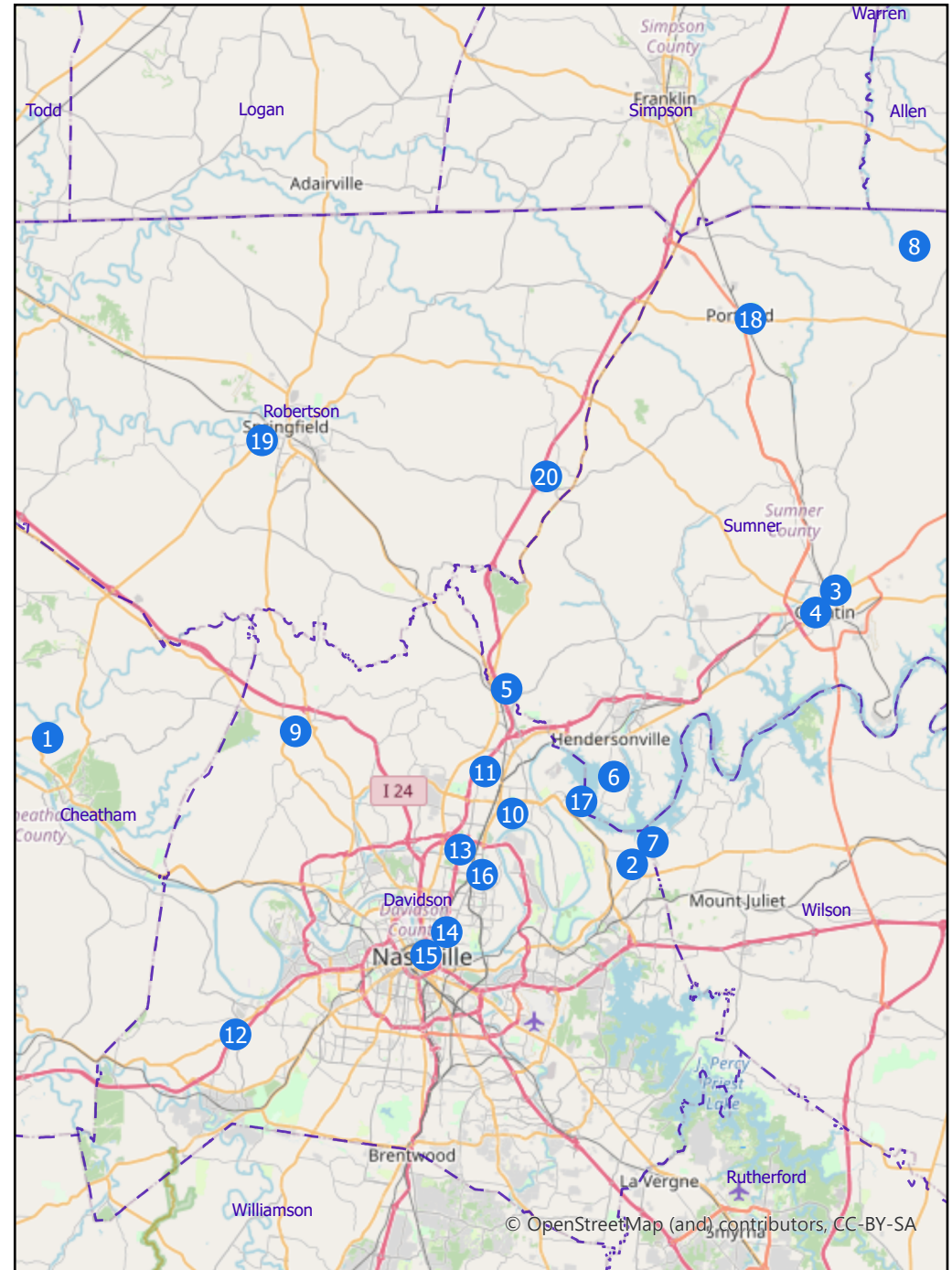
2020 Nazarene Impact- Nashville North and South Zones Combined

38 Naz Churches in 5 Counties
7,420 Nazarene Adherents
6.83 Nazarenes per 1,000
Population

Nashville N. & S. MZones

Nashville North Mission Zone

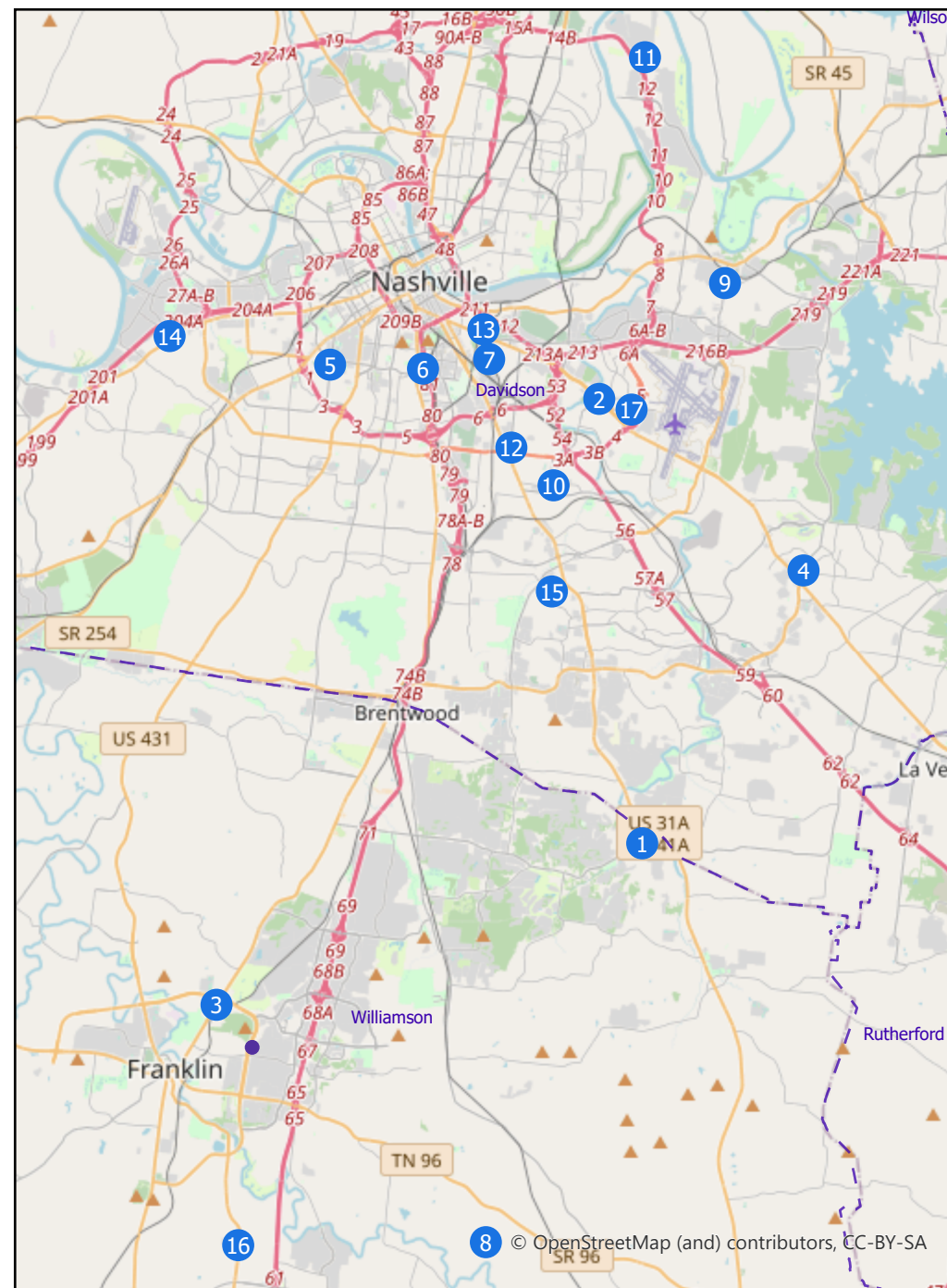
- 1 **Ashland City Faith Community**
238 Ed Harris Rd
Ashland City TN 37015-3009
- 2 **Betel Hermitage**
4151 Saundersville Rd
Old Hickory TN 37138-4120
- 3 **Gallatin First**
407 N Water Ave
Gallatin TN 37066-2305
- 4 **Gallatin Hispanic**
407 N Water Ave
Gallatin TN 37066-2305
- 5 **Goodlettsville**
400 Loretta Dr
Goodlettsville TN 37072-3669
- 6 **Hendersonville**
159 Luna Ln
Hendersonville TN 37075-4423
- 7 **Hermitage**
4151 Saundersville Rd
Old Hickory TN 37138-4120
- 8 **Highland**
610 Highland Rd
Westmoreland TN 37186-5040
- 9 **Joelton**
6186 Eatons Creek Rd
Joelton TN 37080-8987
- 10 **Madison**
503 Lanier Dr
Madison TN 37115-3820
- 11 **Madison Hispanic**
917 Apple Valley Rd
Madison TN 37115-2303
- 12 **Music City West**
Clubhouse
645 Old Hickory Blvd
Nashville TN 37209-5249
- 13 **Nashville Bethel**
455 Broadmoor Dr
Nashville TN 37216-1509
- 14 **Nashville First**
510 Woodland St
Nashville TN 37206-4210
- 15 **Nashville First Haitian**
510 Woodland St
Nashville TN 37206-4210
- 16 **Nashville Inglewood**
3936 Gallatin Pike
Nashville TN 37216-2437
- 17 **Old Hickory**
605 Jones St
Old Hickory TN 37138-3428
- 18 **Portland**
409 S Russell St
Portland TN 37148-1235
- 19 **Springfield Upper Room Fellowship**
104 Westgate Dr
Springfield TN 37172-4601
- 20 **White House**
302 Wilkinson Ln
White House TN 37188-9113



- 1 **Brentwood Concord Community**
9826 Concord Rd
Brentwood TN 37027-8324
- 2 **Ciudad de Refugio**
1104 Murfreesboro Pike Ste H
Nashville TN 37217-2221
- 3 **Gateway Community**
584 Franklin Rd
Franklin TN 37069-8206
- 4 **Nashville Bell Road**
414 Bell Rd
Nashville TN 37217-3814
- 5 **Nashville Blakemore**
2800 Belcourt Ave
Nashville TN 37212-3320
- 6 **Nashville Christ**
744 E Argyle Ave
Nashville TN 37203-5024
- 7 **Nashville Collective**
70 Hart St Ste 101
Nashville TN 37210-4234
- 8 **Nashville Community Fellowship**
4081 Trinity Rd
Franklin TN 37067-7713
- 9 **Nashville Donelson**
208 Donelson Pike
Nashville TN 37214-2904
- 10 **Nashville Glenclyff Hispanic**
153 Antioch Pike
Nashville TN 37211-3037
- 11 **Nashville Grace**
2620 Pennington Bend Rd
Nashville TN 37214-1108
- 12 **Nashville Kaleo**
384 Thompson Ln
Nashville TN 37211-2453

- 13 **Nashville Trevecca Community**
335 Murfreesboro Pike
Nashville TN 37210-2824
- 14 **Nashville Westwind Community of Faith**
6300 Charlotte Pike
Nashville TN 37209-2927
- 15 **The House**
600 Whispering Hills Dr Apt J2
Nashville TN 37211-5239
- 16 **The Neighborhood**
1268 Lewisburg Pike
Franklin TN 37064-5000
- 17 **Trinity**
1253 Vultee Blvd
Nashville TN 37217-1920

Nashville South Mission Zone



NASHVILLE NORTH AND SOUTH COMBINED MISSION ZONES ESTIMATED UNCHURCHED 2020

State	County	Mission Zone	Population 2020	Congregat ions Note 1.	Adherents Note 2.	# Naz Chs	Naz Adherents Note 3.	Naz Per 1000 Population	Estimated Unchurched Population	Nazarene Churches
Nashville North and South MZ Counties with 38 Nazarene Churches										
TN	Cheatham *Split	Nashville No	20,270	35	5,973	1	143	7.05	14,297	Ashland City Faith
TN	Davidson *Split	Nashville No	345,270	475	220,663	11	3,010	8.72	124,607	Davidson County, TN Nashville North Mission Zone 11 Churches: Betel Hermitage; Hermitage; Joelton; Madison; Madison Hispanic; Music City West; Nashville First- Main, Bethel; Nashville First Haitian; Inglewood; Old Hickory.
TN	Davidson*Split	Nashville So	345,270	475	220,663	15	1,862	5.39	124,607	Davidson County, TN Nashville South Mission Zone 15 Churches; Ciudad de Refugio; Nashville Bell Road, Blakemore, Christ, Collective, Community Fellowship, Donelson, First Korean, Glencliff Hispanic, Grace, Kaleo, Trevecca Community, Trinity, Westwind Community of Faith; The House.
TN	Williamson *Split	Nashville So	116,190	132	67,514	3	681	5.86	48,677	Concord Community, Gateway Community, The Neighborhood Church
TN	Robertson	Nashville No	70,982	38	39,249	2	77	1.08	31,733	White House, Springfield
TN	Sumner	Nashville No	187,680	216	105,265	6	1,647	8.78	82,415	Gallatin First, Hispanic; Goodlettsville; Hendersonville; Highland; Portland
5 Counties		TOTAL	1,085,662	1,370	659,327	38	7,420	6.83	426,336	38 Churches

* Cheatham County Population is split 50/50 between Clarksville MZ and Nashville North MZ.

* Davidson County Population is split 50/50 between Nashville North MZ and Nashville South MZ.

* Williamson County Population is split 50/50 between Columbia MZ and Nashville South MZ.

Note 1. Exact definition of "congregations" and "adherents" vary by religious body. Congrgations may be parishes, churches, synagogues, mosques, temples, or another site where a religious body has regularly scheduled worship services.

Note 2. Adherents generally are members, children who are not members, and other non-member participants.

Note 3. Nazarene Adherents is generally the largest number reported of Members, Responsibility List or Attendance.

Note 4. Davidson County, TN Nashville North Mission Zone 11 Churches: Betel Hermitage; Hermitage; Joelton; Madison; Madison Hispanic; Music City West; Nashville First- Main, Bethel; Nashville First Haitian; Inglewood; Old Hickory.

Note 5. Davidson County, TN Nashville South Mission Zone 15 Churches; Ciudad de Refugio; Nashville Bell Road, Blakemore, Christ, Collective, Community Fellowship, Donelson, First Korean, Glencliff Hispanic, Grace, Kaleo, Trevecca Community, Trinity, Westwind Community of Faith; The House.

NASHVILLE MISSION ZONES GROWTH 2010-2020 (Includes Totals for All of Cheatham and Williamson Counties)

State	County	Mission Zone	Population 2010	Population 2020	Population Change	Percent Change	# Naz Chs	Naz Adherents Note 3.	Naz Per 1000 Population	Estimated Unchurched Population	Nazarene Churches
5 Nashville Mission Zone Counties with 38 Nazarene Churches											
TN	Cheatham	Nash	39,105	40,540	1,435	3.67%	1	143	3.53	14,297	Ashland City Faith
TN	Davidson	Nash	626,681	690,540	63,859	10.19%	26	4,872	7.06	249,214	26 Churches: Nashville N. Zone: Betel Hermitage; Hermitage; Joelton; Madison; Madison Hispanic; Music City West; Nashville First- Main, Bethel; Nashville First Haitian; Inglewood; Old Hickory. Nashville S. Zone: Ciudad de Refugio; Nashville Bell Road, Blakemore, Christ, Collective, Community Fellowship, Donelson, First Korean, Glenclyff Hispanic, Grace, Kaleo, Trevecca Community, Trinity, Westwind Community of Faith; The House.
TN	Robertson	Nash	66,283	70,982	4,699	7.09%	2	77	1.08	31,733	White House, Springfield
TN	Sumner	Nash	160,645	187,680	27,035	16.83%	6	1,647	8.78	82,415	Gallatin First, Hispanic; Goodlettsville; Hendersonville; Highland; Portland
TN	Williamson	Nash	183,182	232,380	49,198	26.86%	3	681	2.93	97,354	Concord Community, Gateway Community, The Neighborhood Church
	5 Counties	Total	1,075,896	1,222,122	146,226	13.59%	38	7,420	6.07	475,013	38 Churches

Note 1. Exact definition of "congregations" and "adherents" vary by religious body. Congrgations may be parishes, churches, synagogues, mosques, temples, or another site where a religious body has regularly scheduled worship services.

Note 2. Adherents generally are members, children who are not members, and other non-member participants.

Note 3. Nazarene Adherents is generally the largest number reported of Members, Responsibility List or Attendance.

5 Counties Change in Nazarene Impact 2010 to 2020 (ARDA Data)

			2010					2020					Change 2010 -2020 (See Note 9)						
State	County	Mission Zone	County Population	Unchurched	# Naz Chs	Naz Adherents	Naz per 1,000	County Population	Unchurched	# Naz Chs	Naz Adherents	Naz per 1,000	County Population Change	Unchurched Change	Population Percent Change	Change in # Naz Chs	Change in Naz Adherents	Change in Naz Per 1000 Population	Naz Chs
TN	Cheatham	Nash N/ Clarksville	39,105	26,031	2	243	6.21	41,072	29,126	2	188	4.58	1,967	3,095	5.03%	0	-55	-1.64	Note 4.
TN	Davidson	Nash N / Nash S	626,681	261,068	29	6,393	10.20	715,884	274,188	26	5,481	7.66	89,203	13,120	14.23%	-3	-912	-2.55	Note 5.
TN	Robertson	Nash N	66,283	31,141	4	326	4.92	72,803	33,554	2	77	1.06	6,520	2,413	9.84%	-2	-249	-3.86	Note 6.
TN	Sumner	Nash N	160,645	87,260	6	1,566	9.75	196,281	87,112	6	1,647	8.39	35,636	-148	22.18%	0	81	-1.36	Note 7.
TN	Willaimson	Nash S/ Columbia	183,182	69,549	6	894	4.88	247,726	111,573	6	1,255	5.07	64,544	42,024	35.23%	0	361	0.19	Note 8.
5 Counties Total			1,075,896	475,049	47	9,422	8.76	1,273,766	535,553	42	8,648	6.79	197,870	60,504	18.39%	-5	-774	-1.97	

Note 1.	Exact definition of "congregations" and "adherents" vary by religious body. Congrgations may be parishes, churches, synagogues, mosques, temples, or another site where a religious body has regularly scheduled worship services.
Note 2.	Adherents generally are members, children who are not members, and other non-member participants.
Note 3.	Nazarene Adherents is generally the largest number reported of Members, Responsibility List or Attendance.
Note 4.	Nash N Zone: Ashland City Faith. Clarksville Zone: Kingston Springs
Note 5.	26 Churches: Nashville N. Zone: Betel Hermitage; Hermitage; Joelton; Madison; Madison Hispanic; Music City West; Nashville First- Main, Bethel; Nashville First Haitian; Inglewood; Old Hickory. Nashville S. Zone: Ciudad de Refugio; Nashville Bell Road, Blakemore, Christ, Collective, Community Fellowship, Donelson, First Korean, Glenclyff Hispanic, Grace, Kaleo, Trevecca Community, Trinity, Westwind Community of Faith; The House.
Note 6.	White House, Springfield
Note 7.	Gallatin First, Hispanic; Goodlettsville; Hendersonville; Highland; Portland
Note 8.	Nash S Zone: Concord Community, Gateway Community, The Neighborhood Church. Columbia Zone: Franklin Community of Faith. Jones Chapel, Spring Hill.
Note 9.	In 2010 there were 8.76 Nazarenes per 1,000 in population. To keep pace with the population growth and maintain that same ratio in 2020 would mean an additional 1,733 Nazarene Adherents. (197,870/1000 * 8.76). Instead we lost 774 Nazarene Adherents.

23 Incorporated Places in Nashville N. & S. Zones Sorted by Population Growth 2010-2020						
Name	Status	County	Population Census 2010	Population Census 2020	Growth 2010 - 2020	% Incr 2010 2020
Nashville (Nashville-Davidson)	Metro Government	Davidson / Robertson	603,465	689,454	85,989	14.25%
Franklin	City	Williamson	62,572	83,547	20,975	33.52%
Nolensville	Town	Williamson	5,965	13,831	7,866	131.87%
Brentwood	City	Williamson	37,067	45,359	8,292	22.37%
Thompson's Station	Town	Williamson	2,196	7,430	5,234	238.34%
White House	City	Robertson / Sumner	10,256	13,003	2,747	26.78%
Springfield	City	Robertson	16,454	18,780	2,326	14.14%
Fairview	City	Williamson	7,773	9,388	1,615	20.78%
Berry Hill	City	Davidson	535	2,109	1,574	294.21%
Pleasant View	City	Cheatham	4,152	4,812	660	15.90%
Ashland City	Town	Cheatham	4,502	5,191	689	15.30%
Greenbrier	Town	Robertson	6,475	6,945	470	7.26%
Coopertown	Town	Robertson	4,278	4,476	198	4.63%
Ridgetop	City	Robertson / Davidson	1,866	2,105	239	12.81%
Cross Plains	City	Robertson	1,707	1,783	76	4.45%
Orlinda	City	Robertson	872	947	75	8.60%
Oak Hill	City	Davidson	4,521	4,886	365	8.07%
Kingston Springs	Town	Cheatham	2,747	2,821	74	2.69%
Adams	City	Robertson	627	623	-4	-0.64%
Cedar Hill	City	Robertson	308	302	-6	-1.95%
Pegram	Town	Cheatham	2,092	2,073	-19	-0.91%
Forest Hills	City	Davidson	4,814	5,035	221	4.59%
Belle Meade	City	Davidson	2,894	2,902	8	0.28%
TOTAL 23 CITIES			788,138	927,802	139,664	17.72%